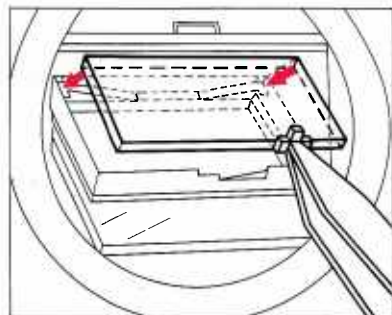


ACCESSORIES



Interchangeable focusing screens




Three different types of focusing screens are usable with the Nikon FM2. The Type K2 screen comes with the camera as a standard accessory. Two optional focusing screens, Type B2 (matte/Fresnel with focusing spot) and Type E2 (matte/Fresnel with focusing spot and etched grid lines) are also available for the FM2 to match your particular requirements.

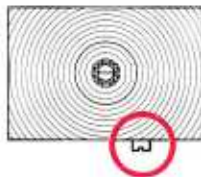
To change focusing screens, follow this procedure:

1. Remove the lens from the camera body.
2. Slip the small tip of the special tweezers (that come with the optional screens) under the focusing screen release latch **2** at the top front of the mirror box casting and pull outward to spring open the holder.
3. Take the screen out by grasping the small tab with the tweezers.
4. Carefully position another screen in place with the flat side facing down and the side with the tab facing up.
5. Then push the front edge of the holder upward with the tweezers until it clicks into position.

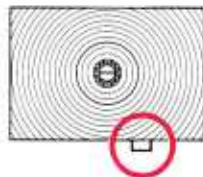
Note: To avoid getting smudges or fingerprints on the screen's optical surface, do not handle the screen with your fingers.

Focusing Screen Selector Guide

Type	Name/style	Features
 K2	Split-image range-finder/microprism system	Suitable for general photography. Has microprism collar around the central split-image rangefinder spot. With PC-Nikkor or lenses having a maximum aperture slower than f/4.5, the split-image rangefinder or microprism collar is dim. In this case, focus on the surrounding matte area.
 B2	Matte system	Works well for general photography, close-up photography and duplication work. Especially useful for people who prefer to focus on the matte focusing spot at the center of the screen, or when it is inconvenient to use the split-image rangefinder for focusing, as is the case with telephoto lenses.
 E2	Horizontal and vertical line etched system	Extremely useful in pictorial composition. Consists of Type B2 matte field with etched horizontal and vertical lines. Also useful with PC-Nikkor lenses.



Type K2
clear-matte screen



Type K
screen

Caution: Type K2/B2/E2 focusing screens have a notched tab. If you use the Type K/B/E screen, you must make exposure compensation.