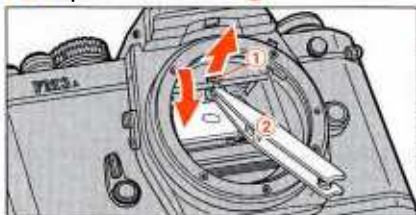


Changing the Focusing Screen

Tips

- Different types of focusing screens can be used with this camera. The K3-type Clear Matte screen IIa comes with the camera as a standard accessory.
- Two types of screen are available for replacement as options: B3 type and E3 type. Select the one that matches your particular requirements.

1 Pull the focusing screen release latch ① towards you using the special tweezers ②.



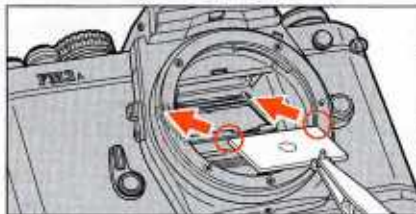
*** The focusing screen comes down.

*** The special tweezers are supplied with a focusing screen for replacement.

2 Grip the screen by pinching the tab of the screen and remove it.

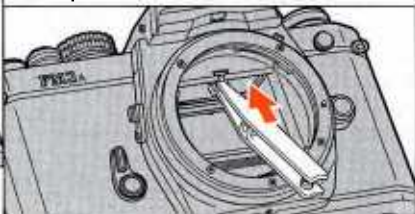


3 Place the replacement screen on the screen holder.



*** Be sure to place the screen in the right position on the holder.

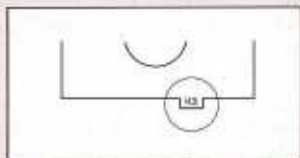
4 Push the front edge of the holder upward to secure the screen.



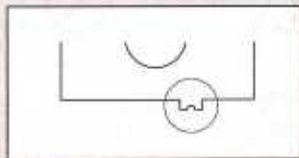
*** Push up on the holder until it snaps into place.

Tips

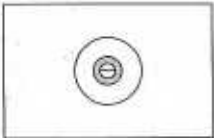
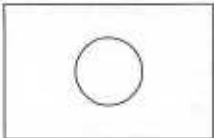
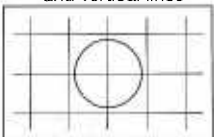
How to distinguish the applicable types.



K3 type, B3 type, E3 type



K2 type, B2 type, E2 type
(for New FM2 and FE2)

Type	Name/style	Features
K3	Split-image rangefinder/ microprism system 	Suitable for general photography. It has a microprism collar around the central split-image rangefinder spot. With a PC lenses or lenses having a maximum aperture less than $f/4.5$, the split-image rangefinder or microprism collar is dim. In this case, focus on the surrounding matte area.
B3	Matte system 	Works well for general photography, close-up photography, and duplication work. Especially useful for people who prefer to focus on the matte focusing spot at the center of the screen, or when it is inconvenient to use the split-image rangefinder for focusing, as is the case with telephoto lenses.
E3	Etched system with horizontal and vertical lines 	Extremely useful in pictorial composition. It consists of a B3-type matte field with etched horizontal and vertical lines. Also useful with PC lenses.

K2, B2 and E2 types for the FE2 or New FM2 can be used with this camera without exposure compensation. K3, B3, and E3 type for this camera can be used with an FE2 or New FM2 camera, no compensation is required.